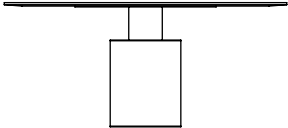


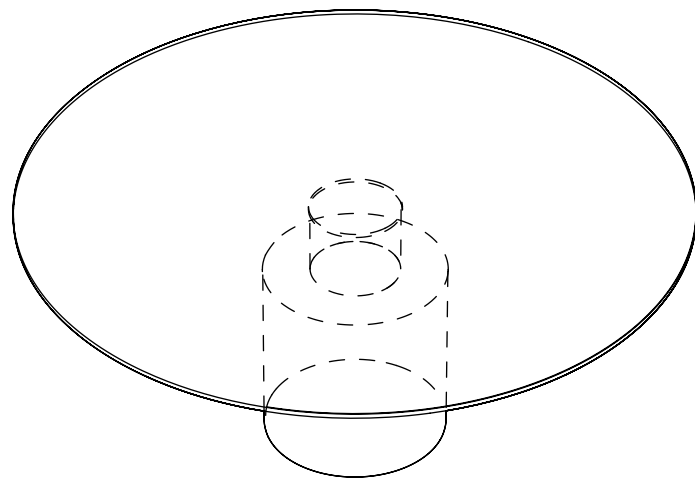
Creso

Design Lella & Massimo Vignelli  
Year 1988 – 2021

Assembly instructions



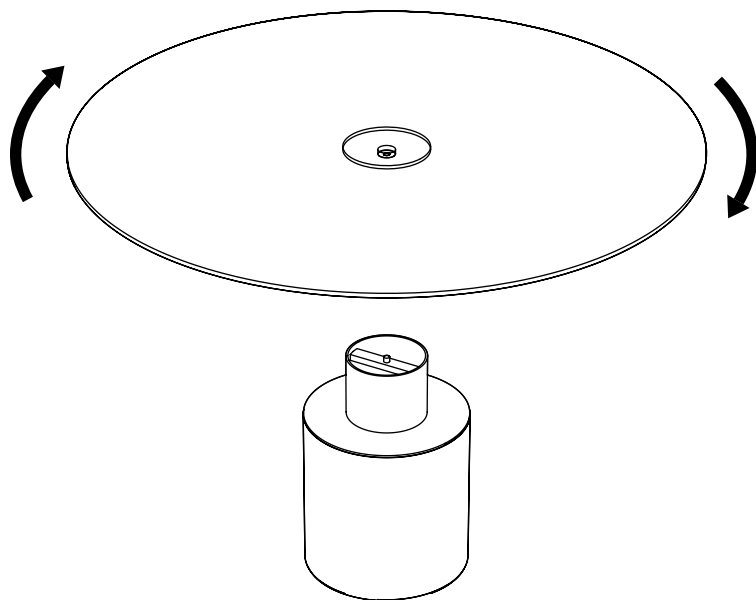
1



2

- . Place the table base in its final location.
- . Screw the top onto the base.  
The disk welded to the surface must rest completely on the capital.

**ATTENTION:**  
Never lift the table by gripping the top.  
If you need to move the table, act on the base.



**CLEANING AND MAINTENANCE**  
For cleaning and maintenance, please  
see the information on the website.

Acerbis is a brand of  
MDF Italia Srl Società Unipersonale

Registered Office  
via della Posta 10, 20123, Milano, MI

Headquarters  
via Fratelli Cervi 4/A, 22066, Mariano Comense, CO

+39 031 7570301  
acerbis@mdfitalia.it  
www.acerbisdesign.com

P.IVA IT 09683280961

**Acerbis**

**Acerbis**

**Acerbis**

**Acerbis**

Acerbis creates timeless, and at the same time  
very avant-garde, design furniture.

[acerbisdesign.com](http://acerbisdesign.com)  
[@acerbis\\_design](https://www.instagram.com/acerbis_design)

**Acerbis**